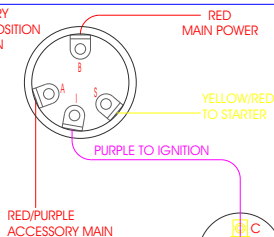
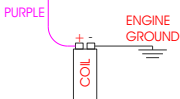


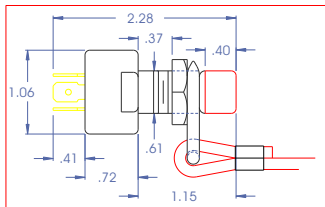
MERCURY  
FOUR POSITION  
IGNITION



RED/PURPLE  
ACCESSORY MAIN



ENGINE  
GROUND



NOTE:

ALL DIMS MEASURED IN INCHES  
UNLESS OTHERWISE SPECIFIED.

WE RESERVE THE RIGHT TO  
MAKE IMPROVEMENTS TO  
ITEMS WITHOUT NOTICE.

MEASUREMENTS ARE FOR  
REFERENCE ONLY.

INSTALLATION REQUIREMENTS  
SHOULD BE REFERRED WITH  
SAMPLE PART.

ALL TOLERANCES .010 +/-  
UNLESS OTHERWISE NOTED.

Sea-DOG

MATERIAL: STAMPED BRASS/INJECTION MOLDED NYLON/DELRIN

SIZE: A SHEET: 1 OF 1 WEIGHT: 10 LB. SCALE: 1 TO 1 CHECKED BY:

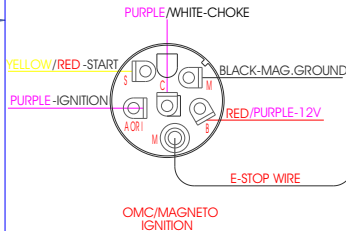
DWG NAME: KILL SWITCH UNIVERSAL I/O OR INBOARD (COIL)

DRAWN BY: MARK B. DATE: 6-26-03 PART NO: 420488

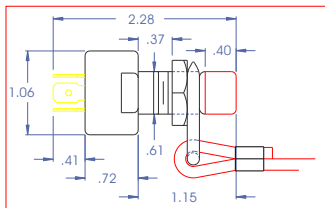
REV.	DESCRIPTION	DATE	BY:	CHK:
	REVISIONS			

EMERGENCY STOP WIRE COLOR TABLE

MANUFACTURER	COLOR
MARINER	BLACK/YELLOW
MERCURY	BLACK/YELLOW
YAMAHA	BLACK/YELLOW
FORCE	WHITE
NISSAN	BROWN
DAIHATSU	BROWN
SUZUKI	BROWN
OMC	BLACK/YELLOW
EVINRUDE	BEFORE 1969, BLUE
	AFTER 1969, BLACK/YELLOW
JOHNSON	BEFORE 1969, BLUE
	AFTER 1969, BLACK/YELLOW
US MARINE	BEFORE 1969, BLUE
	AFTER 1969, BLUE/BLACK OR BLUE



OMC/MAGNETO  
IGNITION



NOTE:

ALL DIMS MEASURED IN INCHES  
UNLESS OTHERWISE SPECIFIED.

WE RESERVE THE RIGHT TO  
MAKE IMPROVEMENTS TO  
ITEMS WITHOUT NOTICE.

MEASUREMENTS ARE FOR  
REFERENCE ONLY.

INSTALLATION REQUIREMENTS  
SHOULD BE REFERRED WITH  
SAMPLE PART.

ALL TOLERANCES .010 +/-  
UNLESS OTHERWISE NOTED.

SEE COLOR  
TABLE

ENGINE  
GROUND

Sea-DOG

MATERIAL: STAMPED BRASS/INJECTION MOLDED NYLON/DELRIN

SIZE: A SHEET: 1 OF 1 WEIGHT: 10 LB. SCALE: 1 TO 1 CHECKED BY:

DWG NAME: KILL SWITCH UNIVERSAL OUTBOARD (MAGNETIC)

DRAWN BY: MARK B. DATE: 6-26-03 PART NO: 420488

REV.	DESCRIPTION	DATE	BY:	CHK:
	REVISIONS			