

Teleflex ProTrim controls



*(engine trim control —
single or dual function)*

**pro
series**

*(Control any one of
these functions . . .)*

*Engine Trim/Tilt
Jackplate
Horn*

*(. . . or any two with
Pro Trim Dual!)*

NOTE: When properly installed, this engine trim control allows adjustment of trim settings on various engines by attaching to either a bezel or boot (mechanical & tilt steering) or the front of a helm (SeaStar hydraulic steering) and by splicing into existing engine trim wiring.

Mechanical steering bezels must allow for proper installation of mounting screws (see Pro Trim instructions). Refer to engine manual for additional details about trim wiring.

Pro Trim is not suitable for use with pre-1991 SeaStar helms (with domed oil seal cover). Do not attempt to install Pro Trim on these helms.

Trim control the way it's meant to be . . . at your fingertips. With Pro Trim from Teleflex, you can keep both hands on the wheel and concentrate on your driving. Its clean, modern design looks at home in any cockpit and there are no cords to tangle around the steering wheel, a big plus for boats with hydraulic steering! The Pro Trim single-switch controls one function (engine trim or jackplate) Pro Trim Dual controls two functions (trim and jackplate).

Applications:

Pro Trim is a "bolt-on" for most popular Teleflex steering systems and is attractively packaged, with everything you need. Also suitable for use with Morse® Command 200 rack & pinion steering, and it's the only trim switch recommended for SeaStar® and SeaStar PRO® hydraulic steering systems!

Features:

- Momentary-on switch is off in its center "at-rest" position; actuates in up and down directions.
- UV-Stabilized ABS switch cover blends with dash.
- Strong stainless steel bracket fits most steering systems and adjusts for regular or deep-dish wheels.
- Heavy duty marine wiring harness, color-coded to match existing trim and jackplate wiring.
- Durable Mylar® decals allow labelling of switch functions.
- All mounting hardware and complete, user-friendly instructions included.



electrical control, most engines with trim or jackplate

Pro Trim Controls:

Pro Trim Single Function PT1000P

Pro Trim Dual Function..... PT2000P

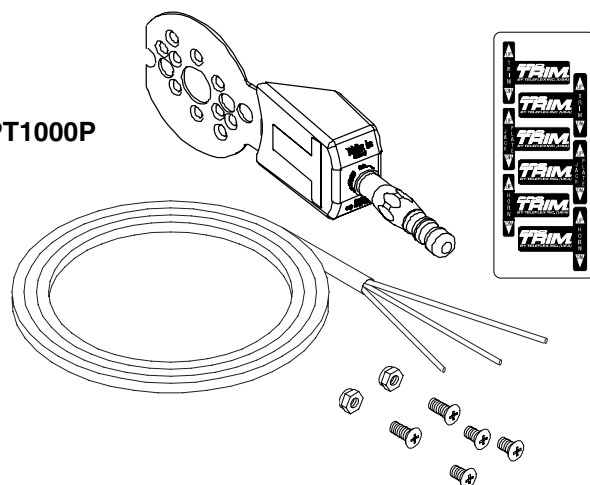
Pro Trim Fits:

Any boat using one of the following Teleflex Marine steering systems:

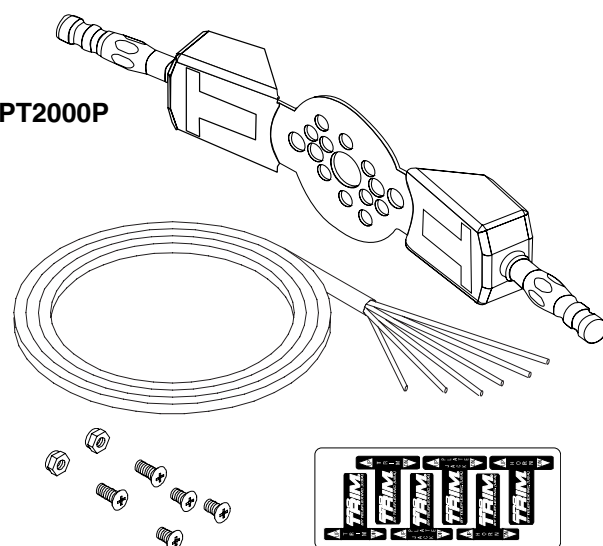
- Safe-T mechanical steering.
- Rack & Pinion mechanical steering.
- NFB No FeedBack steering (all helms).
- SeaStar hydraulic steering.
- SeaStar PRO hydraulic steering.
- Morse Command 200 Rack & Pinion.

PRO TRIM®

PT1000P

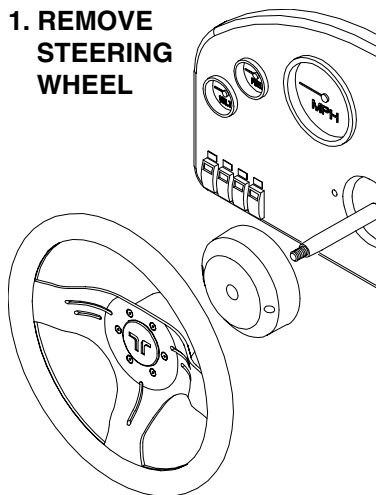


PT2000P

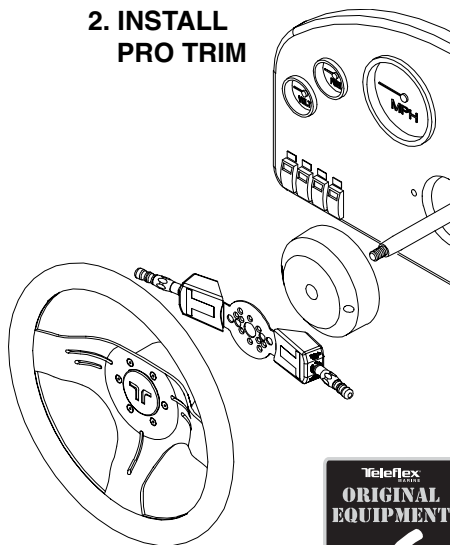


Pro Trim Installation Overview:

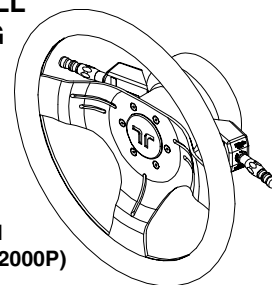
1. REMOVE
STEERING
WHEEL



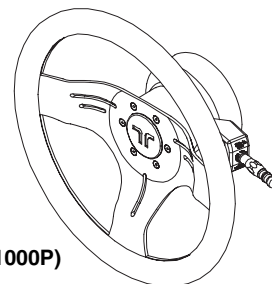
2. INSTALL
PRO TRIM



3. RE-INSTALL
STEERING
WHEEL



PRO TRIM
DUAL (PT2000P)



PRO TRIM
SINGLE (PT1000P)

(MECHANICAL STEERING SHOWN)

