

## INSTALLATION INSTRUCTIONS FOR EXHAUST MANIFOLD GASKET

The exhaust manifold to cylinder gasket (FIG.1) may have to be modified. Use the gasket as is if there are no O-Rings on the exhaust manifold. If there are O-Rings (FIG.2) the gasket must be modified.

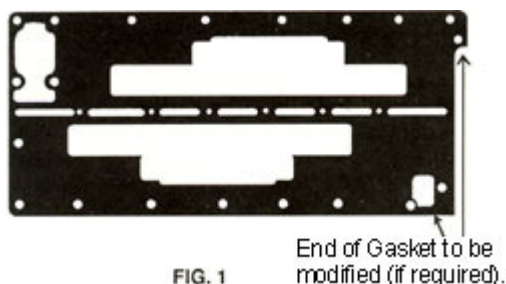


FIG. 1

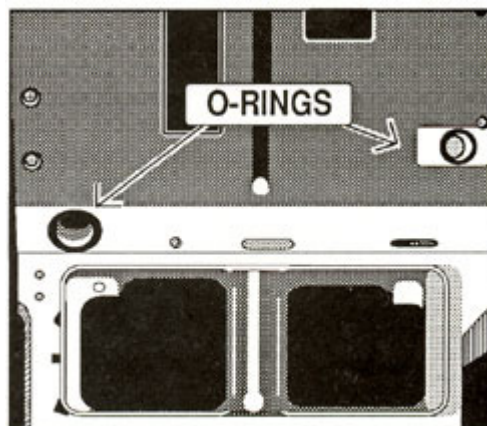


FIG. 2

If you determine the gasket must be modified, follow the Four (4) steps below.

**STEP 1.** Cut out template

**CAUTION:** Do not bend gasket and ensure gasket is clean to provide proper seal.

**STEP 2.** Hold (**Do Not Tape**) template on gasket aligning arrows. (FIG.3.)

**STEP 3.** Mark gasket with felt pen and cut with scissors.

**STEP 4.** Check modification by holding gasket in place and ensuring that it does not interfere with the O-Rings.

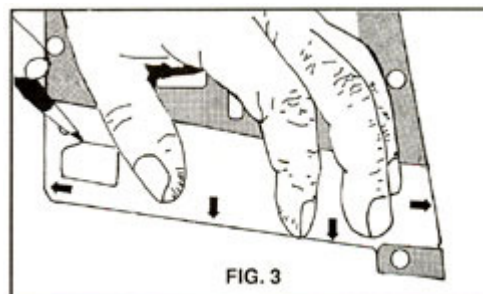


FIG. 3

