


 **xtreme**

ENGINE CONTROL CABLES



END TO END PERFORMANCE



#1 CABLE CHOICE FOR OEM AND ENGINE MANUFACTURERS

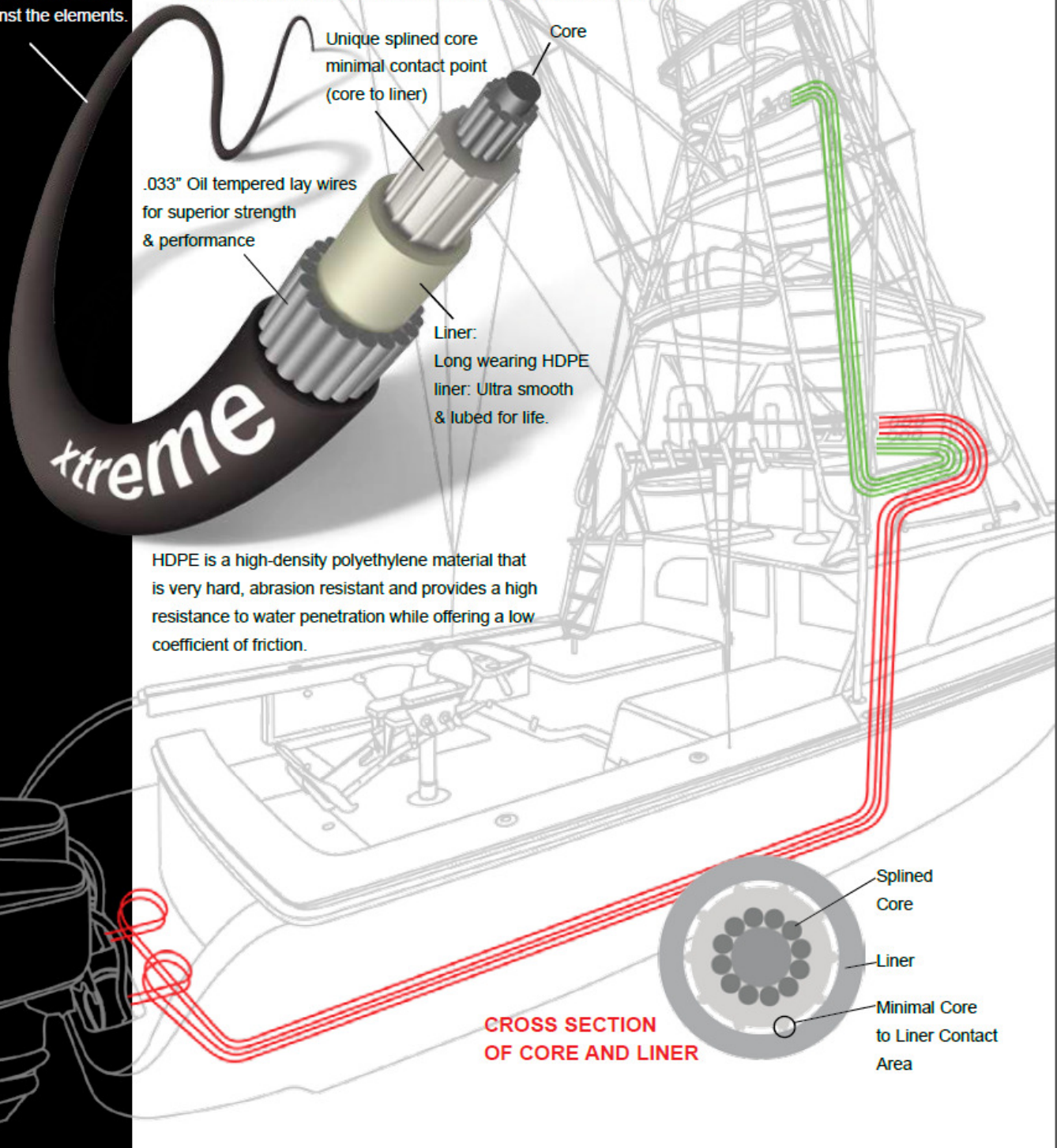
xtreme

THE CORE DIFFERENCE

.34" super tough HDPE jacket for ultimate protection against the elements.

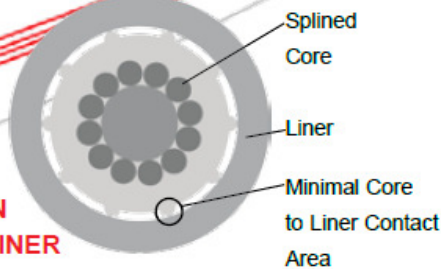
FEATURES

- Xtreme's® unique design incorporates a patent-pending splined-core which allows easy movement and minimum lost motion.
- Designed for complex and/or long cable runs (or to simply create a superior feel) Simply the best cable in the business.
- Available in several style options avoiding the need for adaptor kits.
- All xtreme® cables are available in 1 foot increments.
- Ideal for foot throttle applications on performance boats/bass boats.



HDPE is a high-density polyethylene material that is very hard, abrasion resistant and provides a high resistance to water penetration while offering a low coefficient of friction.

CROSS SECTION OF CORE AND LINER



CONTROL CABLES

Traditional cables vary by the stiffness of the core wire and how tightly it fits in the casing. Thus the classic trade-offs that have existed in control cable design: Stiffer core/tighter fit offers less lost motion,

These trade-offs aren't an issue for cables with xtreme® technology because they are different — really different!



but is harder to move. With longer and more complex runs, cable movement becomes progressively more difficult.

More flexible core/looser fit has an easier feel, but allows more lost motion. This approach leads to an overall sloppy feel, RPM loss or difficult gear engagement.

SeaStar Solutions® unique xtreme® technology incorporates a patented splined core.

Ridges on the core allow a close fit with the cable's inner liner, but with minimum contact, so the core glides back and forth smoothly like a skater on ice.

RESULT: a control cable with easy movement AND minimum lost motion.

A COMPLETE FAMILY OF CABLES



CCX189XX
For (2003 – current) 4000 Mercury Gen II series controls and engines

CCX189XX
Mercury Gen II type
(4000 series)



CCX179XX
For 600A Mercury Gen I series controls and engines

CCX179XX
Mercury Gen I type
(600A series)



CCX205XX
For (1979 – current) BRP, OMC, and Johnson/Evinrude controls and engines

CCX205XX
BRP, OMC, Johnson/
Evinrude (479 series)



CCX630XX
For most Mercury controls using 10-32 threaded ends and Mercury engine

CCX630XX
Mercury 3600 type



CCX633XX
For Yamaha, Honda, Nissan, Suzuki, Tohatsu and other controls and engines with 10-32 threaded connection on both ends

CCX633XX
3300CC/33C
Universal type (10-32
threaded end)



CCX430XX
4300/43 type cable with bulkhead and clamp fitting

CCX430XX
4300/43BC type
(1/4-28 threaded end)



CCX433XX
4300/43 type cable with clamp fittings at both ends

CCX433XX
4300/43CC type
(1/4-28 threaded end)



CCX640XX
6400/64 type cable with bulkhead and clamp fittings

CCX640XX
6400/64BC type
(5/16-24 threaded end)



CCX643XX
6400/64 type cable with clamp fittings at both ends

CCX643XX
6400/64CC type
(5/16-24 threaded end)



