


 **xtreme**

ENGINE CONTROL CABLES



END TO END PERFORMANCE



#1 CABLE CHOICE FOR OEM AND ENGINE MANUFACTURERS

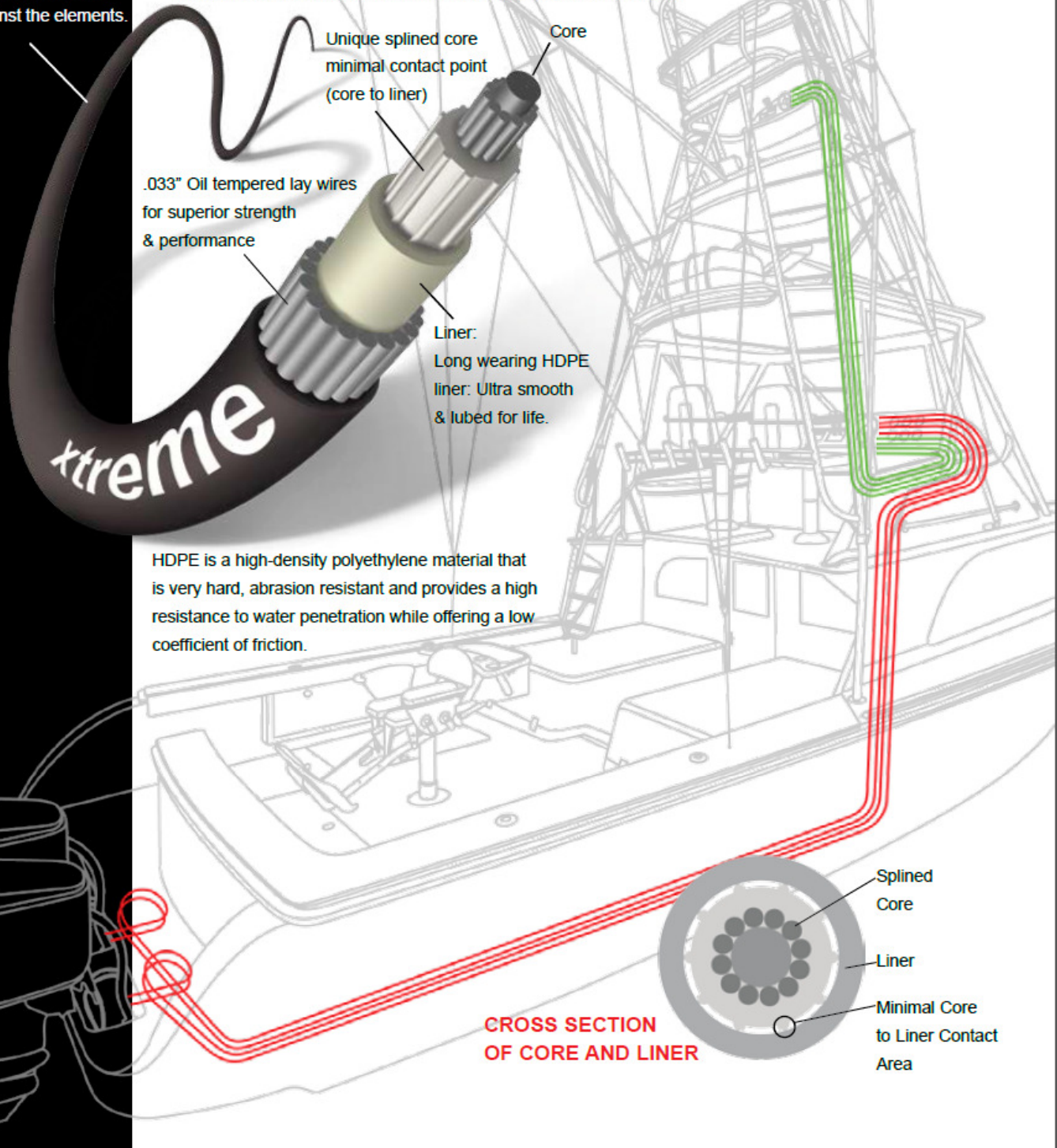
**xtreme**

**THE CORE DIFFERENCE**

.34" super tough HDPE jacket for ultimate protection against the elements.

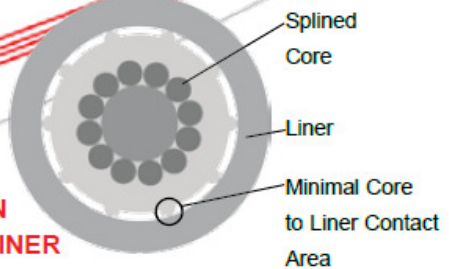
**FEATURES**

- Xtreme's® unique design incorporates a patent-pending splined-core which allows easy movement and minimum lost motion.
- Designed for complex and/or long cable runs (or to simply create a superior feel) Simply the best cable in the business.
- Available in several style options avoiding the need for adaptor kits.
- All xtreme® cables are available in 1 foot increments.
- Ideal for foot throttle applications on performance boats/bass boats.



HDPE is a high-density polyethylene material that is very hard, abrasion resistant and provides a high resistance to water penetration while offering a low coefficient of friction.

**CROSS SECTION OF CORE AND LINER**



**CONTROL CABLES**

Traditional cables vary by the stiffness of the core wire and how tightly it fits in the casing. Thus the classic trade-offs that have existed in control cable design: Stiffer core/tighter fit offers less lost motion,

These trade-offs aren't an issue for cables with xtreme® technology because they are different — really different!



but is harder to move. With longer and more complex runs, cable movement becomes progressively more difficult.

More flexible core/looser fit has an easier feel, but allows more lost motion. This approach leads to an overall sloppy feel, RPM loss or difficult gear engagement.

SeaStar Solutions® unique xtreme® technology incorporates a patented splined core.

Ridges on the core allow a close fit with the cable's inner liner, but with minimum contact, so the core glides back and forth smoothly like a skater on ice.

RESULT: a control cable with easy movement AND minimum lost motion.

## A COMPLETE FAMILY OF CABLES



### CCX189XX

For (2003 – current) 4000 Mercury Gen II series controls and engines

### CCX189XX

Mercury Gen II type  
(4000 series)



### CCX179XX

For 600A Mercury Gen I series controls and engines

### CCX179XX

Mercury Gen I type  
(600A series)



### CCX205XX

For (1979 – current) BRP, OMC, and Johnson/Evinrude controls and engines

### CCX205XX

BRP, OMC, Johnson/  
Evinrude (479 series)



### CCX630XX

For most Mercury controls using 10-32 threaded ends and Mercury engine

### CCX630XX

Mercury 3600 type



### CCX633XX

For Yamaha, Honda, Nissan, Suzuki, Tohatsu and other controls and engines with 10-32 threaded connection on both ends

### CCX633XX

3300CC/33C  
Universal type (10-32  
threaded end)



### CCX430XX

4300/43 type cable with bulkhead and clamp fitting

### CCX430XX

4300/43BC type  
(1/4-28 threaded end)



### CCX433XX

4300/43 type cable with clamp fittings at both ends

### CCX433XX

4300/43CC type  
(1/4-28 threaded end)



### CCX640XX

6400/64 type cable with bulkhead and clamp fittings

### CCX640XX

6400/64BC type  
(5/16-24 threaded end)



### CCX643XX

6400/64 type cable with clamp fittings at both ends

### CCX643XX

6400/64CC type  
(5/16-24 threaded end)





