


DRC7931



50119



**EVINRUDE
Johnson**

1 2 Hex head connector pin **A** and cotter pin **B** must be used to secure the upper and lower shift rods.

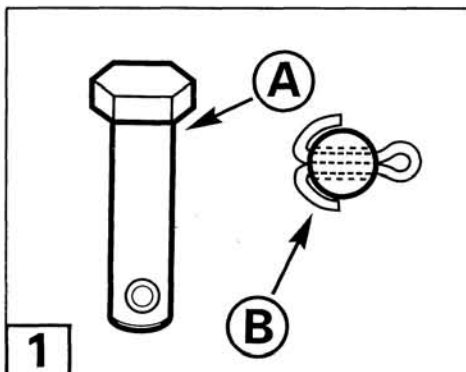
2 **⚠ Safety Warning:** To prevent sudden loss of the shift system, cotter pin must be bent to configuration as shown.

Check function of shift system. Shift to FORWARD, NEUTRAL, and REVERSE and make sure gearcase mode matches the remote control.


Printed in the United States.

©2004 BRP US Inc. All rights reserved.

TM, © Trademarks and registered trademarks of Bombardier Recreational Products Inc. or its affiliates.



DRC7931



50119



**EVINRUDE
Johnson**

1 2 Hex head connector pin **A** and cotter pin **B** must be used to secure the upper and lower shift rods.

2 **⚠ Safety Warning:** To prevent sudden loss of the shift system, cotter pin must be bent to configuration as shown.

Check function of shift system. Shift to FORWARD, NEUTRAL, and REVERSE and make sure gearcase mode matches the remote control.

Printed in the United States.

©2004 BRP US Inc. All rights reserved.

TM, © Trademarks and registered trademarks of Bombardier Recreational Products Inc. or its affiliates.

