




Adaptor Kit Remote Control

P/N 173617

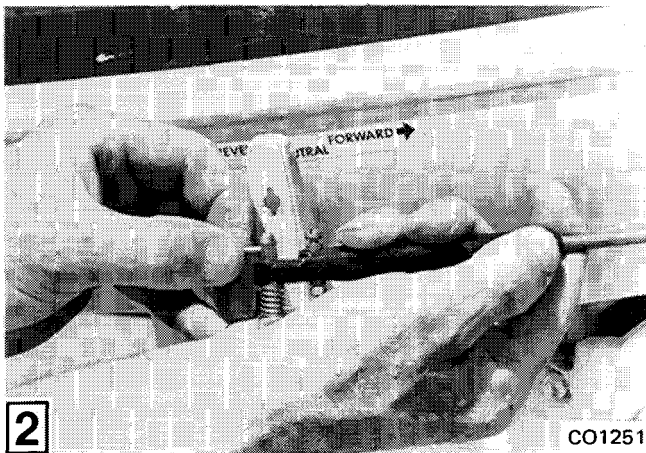
Preface

This kit permits mounting of remote control cables to 25 and 35 motors when using a 1978 or 1979 Accessory Single Lever Remote Control.


- 1 Complete Adaptor Kit.




- 2 Install lock pin and spring into shift cable end and press groove pin into lock pin and center.



- 3 Install Adapter Kit to port and starboard side of engine.



- 4 Install throttle cable.



- 5 Install shift cable.

