
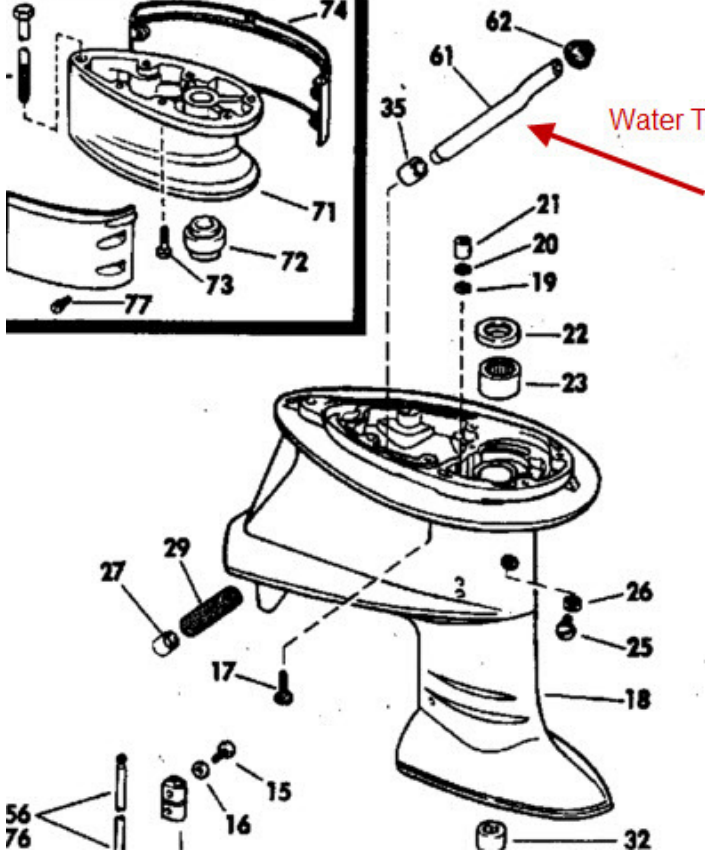
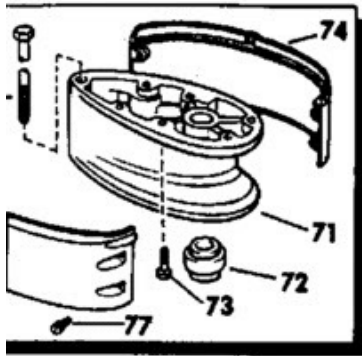


## **“WATER TUBE INSTALLATION” ON E/J/OMC GEAR CASE’S #’S - 382918, 382919, 382921**

When completing the gear case preparation prior to reassembly be sure to follow the following procedure when installing the #0312611 “Water Tube”. Plug the hole immediately in front of the “Water Intake” with a suitable material, (i.e.: tapered cork or other suitable material) and use a “Type M” adhesive” to ensure the plug stays in place. (NOTE, be sure that you do not plug the water passage below this hole.) Install the “Water Tube” in the hole closest to the “Drive Shaft”. See the photo below.





Water Tube

