

ELECTRICAL PRODUCTS

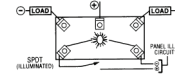
Toggle Switches



Weather Resistant Toggle Switch ON-OFF-ON SPDT



- Illuminates red in "on 1" position
 - Illuminated white in "off" or "on 2" position
 - O-ring seal in bushing seals out moisture and dirt
 - Can be wired for independent or dependent illumination
- Rated: 20 amps @ 12 VDC



****TG40010**
***TG40012**

Miscellaneous Toggle Switches



Weather Resistant Toggle Switches

- Plasticized coating seals out moisture and dirt
 - Nickel plated brass handle, mounting stem and hardware
 - 10" L 16 gauge wire leads
 - Handle 11/16" (17,46 mm) long
 - Mounting stem 15/32"-32, 13/32" (10,31mm) long
 - Fits panel up to 3/16" (4.76 mm) thick
- Rated: 15 amps @ 12 VDC



****TG19540**
***TG19542**
 OFF-MOM ON SPST



****TG19560**
***TG19562**
 OFF-ON SPST



****TG19550**
***TG19552**
 ON-OFF-ON SPDT

ELECT. PROD.



****TG40000**
***TG40002**
 ON-OFF SPST

- Heavy duty all brass construction
- Chrome plated bat handle
- 3/8" L x 7/16"-28 mounting stem
- 2 screw terminals


Rated: 20 Amps @ 12 VDC



****TG21000**
***TG21002**
 OFF-ON SPST

- 3/8" long x 3/8" diameter mounting stem
- 3/8 - 24 thread
- Bat handle
- 2 screw terminals

Rated: 20 Amps @ 6 VDC
 Rated: 10 Amps @ 12 VDC



****TG21020-1**
***TG21022-1**
 ON-OFF SPST

- Heavy duty die cast toggle switch
- Chrome plated brass bat handle
- 15/32" L x 15/32"-32 mounting stem
- Sealed bushing
- 2 screw terminals

Rated: 35 Amps @ 12 VDC
 Rated: 20 Amps @ 125 VAC



****TG21030-1**
***TG21032-1**
 ON-OFF SPST

- Heavy duty toggle switch
- Chrome plated brass ball handle
- 15/32" L x 15/32"-32 mounting stem
- 2 screw terminals

Rated: 35 Amps @ 12 VDC
 Rated: 20 Amps @ 125 VAC



****TG21040**
***TG21042**
 ON-OFF SPST

- Heavy duty toggle switch
- Chrome plated brass bat handle
- 3/8" L x 15/32"-32 mounting stem
- 2 screw terminals

Rated: 35 Amps @ 12 VDC
 Rated: 20 Amps @ 125 VAC



****TG21050-1**
***TG21052-1**
 ON-OFF SPST

- Heavy duty toggle switch
- Chrome plated bat handle
- 15/32" L x 15/32"-32 mounting stem
- Two 6" wire leads


Rated: 35 Amps @ 12 VDC
 Rated: 6 Amps @ 125 VAC



****TG21070**
***TG21072**
 ON-OFF SPST

- Heavy duty toggle switch
- Chrome plated brass bat handle
- 15/32" L x 15/32"-32 mounting stem
- 2 screw terminals

Rated: 35 Amps @ 12 VDC
 Rated: 20 Amps @ 125 VAC



****TG21080**
***TG21082**
 ON-OFF-ON SPDT

- Heavy duty toggle switch
- Chrome plated brass bat handle
- 3/8" L x 15/32"-32 mounting stem
- 2 screw terminals

Rated: 35 Amps @ 12 VDC
 Rated: 20 Amps @ 125 VAC



****TG21160**
***TG21162**
 OFF-ON SPST

- Medium duty toggle switch
- Chrome plated brass bat handle
- 15/32" L x 15/32"-32 mounting stem
- 2 screw terminals

Rated: 10 Amps @ 12 VDC